



Profit from the Eagle Advantage®

# Specification Sheet

## Short Form Specifications

Eagle 2200 Series Workboard Unit, model \_\_\_\_\_.  
Top, front, and backsplash to be heavy gauge type 304 stainless steel. Embossed work surface with 1½" center drain. 1½" O.D. galvanized tubular legs with adjustable bullet feet.

Item No.:	_____
Project No.:	_____
S.I.S. No.:	_____

## 2200 Series Workboards

### MODELS:

- WB2-22**
- WB3-22**
- WB4-22**



model# WB3-22

### Design and Construction Features

- Stainless steel type 304 work surface, front and backsplash.
- Stainless steel ends, galvanized back panel.
- 1½" (41mm) diameter heavy gauge galvanized tubing with 12 gauge gussets.
- High-impact, corrosion-resistant, fully-adjustable bullet feet.
- 1½" (38mm) center drain.
- Embossed drain surface for ease of draining.
- New bullnose front edge.

### Options / Accessories

- Stainless steel leg kits

**EAGLE GROUP**  
 100 Industrial Boulevard, Clayton, DE 19938-8903 USA  
 Phone: 302-653-3000 • Fax: 302-653-2065  
 www.eaglegrp.com

**Foodservice Division: Phone 800-441-8440**  
**MHC/Retail Display Divisions: Phone 800-637-5100**

For custom configuration or fabrication needs, contact our **SpecFAB® Division**.  
 Phone: 302-653-3000 • Fax: 302-653-3091 • e-mail: specfab@eaglegrp.com



EG40.13 Rev. 06/10

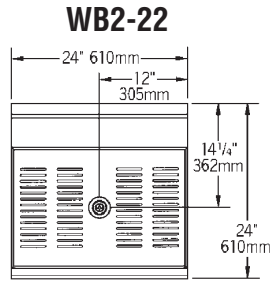
**Spec sheets available for viewing, printing or downloading from our online literature library at [www.eaglegrp.com](http://www.eaglegrp.com)**

*Eagle Foodservice Equipment, Eagle MHC, SpecFAB®, and Retail Display are divisions of Eagle Group. ©2010 by the Eagle Group*

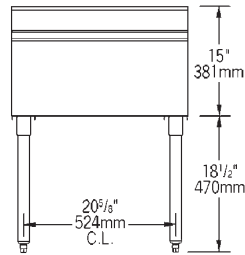


Item No.: \_\_\_\_\_  
 Project No.: \_\_\_\_\_  
 S.I.S. No.: \_\_\_\_\_

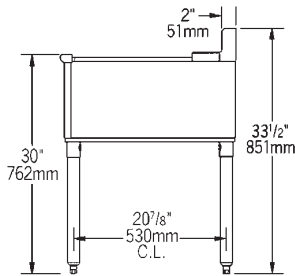
## 2200 Series Workboards



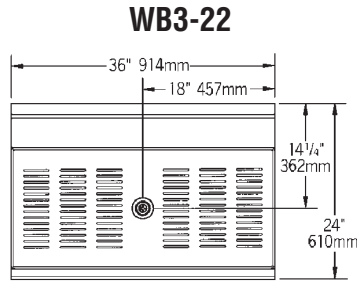
TOP VIEW



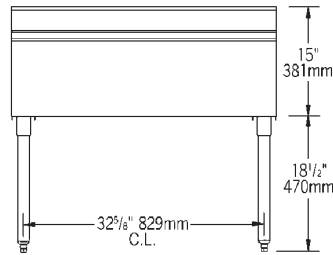
FRONT VIEW



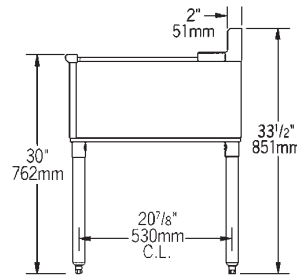
SIDE VIEW



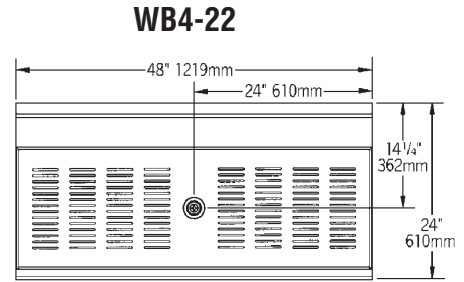
TOP VIEW



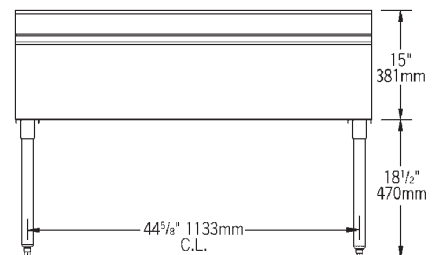
FRONT VIEW



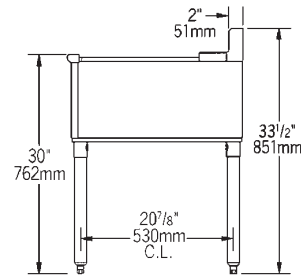
SIDE VIEW



TOP VIEW



FRONT VIEW



SIDE VIEW

model #	width		length		weight	
	in.	mm	in.	mm	lbs.	kg
<b>WB2-22</b>	24"	610	24"	610	27	12.2
<b>WB3-22</b>	24"	610	36"	914	56	25.4
<b>WB4-22</b>	24"	610	48"	1219	58	26.3

### Optional Stainless Steel Leg Kits

add suffix #	description
<b>-SL</b>	stainless steel leg assemblies
<b>-SLF</b>	stainless steel leg assemblies & stainless steel feet
<b>-SLG</b>	stainless steel leg assemblies & stainless steel gussets
<b>-SLGF</b>	stainless steel leg assemblies, stainless steel feet & gussets

**EAGLE GROUP**  
 100 Industrial Boulevard, Clayton, DE 19938-8903 USA  
 Phone: 302-653-3000 • Fax: 302-653-2065  
 www.eaglegrp.com

Foodservice Division: Phone 800-441-8440  
 MHC/Retail Display Divisions: Phone 800-637-5100

Printed in U.S.A.  
 ©2010 by Eagle Group

Rev. 06/10

Spec sheets available for viewing, printing or downloading from our online literature library at [www.eaglegrp.com](http://www.eaglegrp.com)

Although every attempt has been made to ensure the accuracy of the information provided, we cannot be held responsible for typographical or printing errors. Information and specifications are subject to change without notice. Please confirm at time of order.