



Profit from the Eagle Advantage®

# Specification Sheet

## Short Form Specifications

Eagle Mop Sink Storage Cabinet, model \_\_\_\_\_.  
Heavy duty stainless steel cabinet body. Open back allows for cabinet to envelop wall-mounted service faucet and spray hose bracket. Double-pan 20-gauge stainless steel hinged doors with transverse rod handles. Top sloped at 15° angle. Mop sink is heavy duty stainless steel, deep-drawn seamless construction. 8"-deep bowl with 3" radius corners. Drain is 2" NPS nickel-plated cast bronze body, with removable snap-on strainer plate. Includes mop holder.



(mop shown not included)

## Options / Accessories

- Upgrade to type 300 stainless steel

**EAGLE GROUP**  
100 Industrial Boulevard, Clayton, DE 19938-8903 USA  
Phone: 302-653-3000 • Fax: 302-653-2065  
www.eaglegrp.com

**Foodservice Division: Phone 800-441-8440**  
**MHC/Retail Display Divisions: Phone 800-637-5100**

For custom configuration or fabrication needs, contact our **SpecFAB® Division**.  
Phone: 302-653-3000 • Fax: 302-653-2065 • e-mail: quotes@eaglegrp.com

Item No.: \_\_\_\_\_  
Project No.: \_\_\_\_\_  
S.I.S. No.: \_\_\_\_\_

# Single- and Double-Width Mop Sink Storage Cabinets

## MODELS:

- F1916-VSCS**
- F1916-VSCS-DL**
- F1916-VSCS-DR**

## Features on Single- and Double-Width Cabinets

- Heavy gauge type 430 stainless steel construction.
- One half with mop sink, one half cabinet for relevant storage.
- Storage half of cabinet can accommodate portable mop bucket.
- 20 gauge stainless steel hinged double doors with transverse rod handles featuring keyed locks.
- 16" x 20" x 8" (406 x 508 x 203mm) mop sink featuring large radius corners and 3½" (89mm) NPS stainless steel drain with 2" (51mm) NPS connection.
- Top slanted at a 15° angle.
- Sides are louvered along the top for ventilation.
- Two-pole mop holder.
- Service faucet.
- 30" (762mm) hose and wall mounted bracket.

## Features on Single-Width Cabinet

- 12" (305mm)-wide center shelf is heavy gauge type 430 stainless steel.
- 25" (635mm) side-to-side.

## Features on Double-Width Cabinets

- Three fixed shelves on cabinet side.
- One fixed shelf above mop sink.
- 47½" (1207mm) side-to-side.

## Certifications / Approvals



AutoQuotes



EG20.04 Rev. 03/18

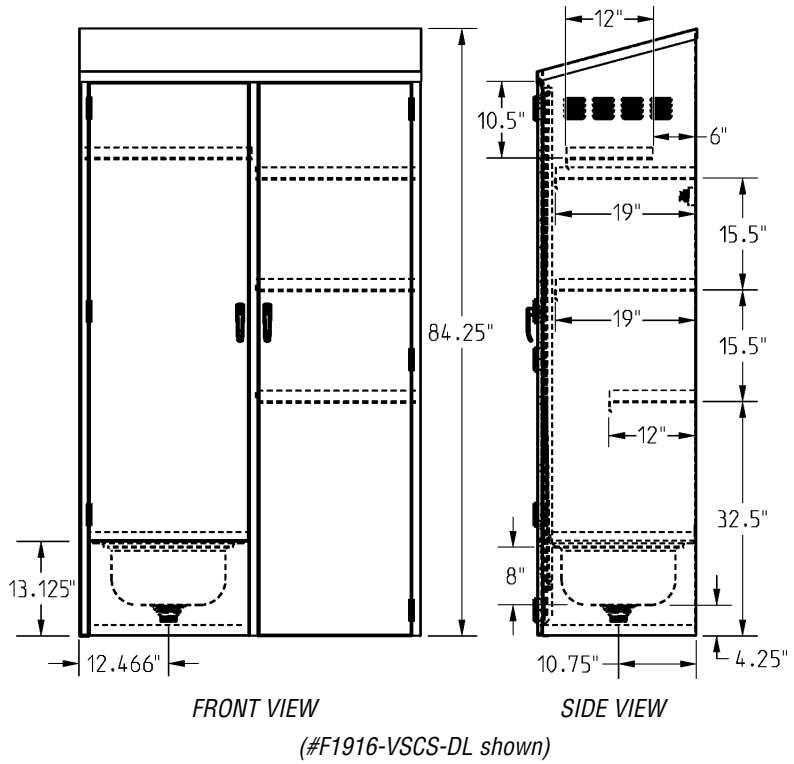
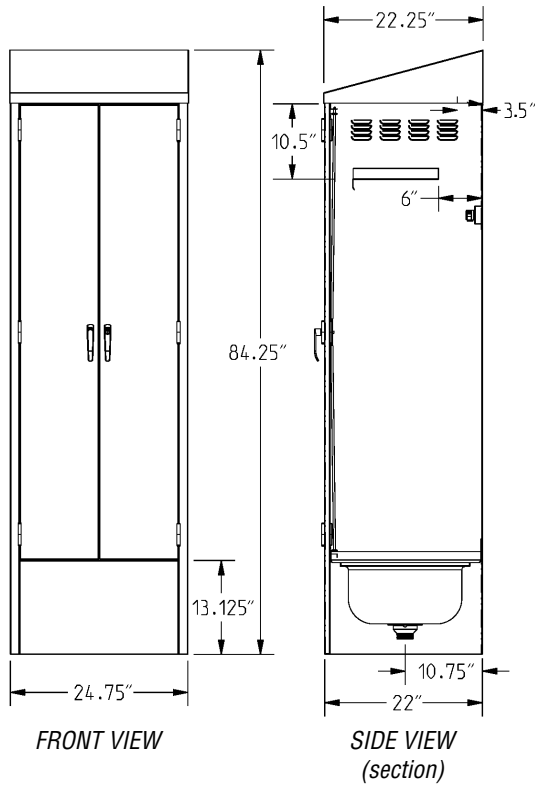
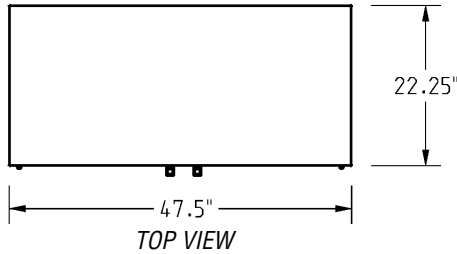
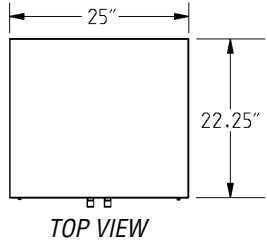
**Spec sheets available for viewing, printing or downloading from our online literature library at [www.eaglegrp.com](http://www.eaglegrp.com)**

Eagle Foodservice Equipment, Eagle MHC, SpecFAB®, and Retail Display are divisions of Eagle Group. ©2018 by the Eagle Group



Item No.: \_\_\_\_\_  
 Project No.: \_\_\_\_\_  
 S.I.S. No.: \_\_\_\_\_

# Single- and Double-Width Mop Sink Storage Cabinets



description	width		length		weight		model #
	in.	mm	in.	mm	lbs.	kg	
single-width cabinet	22 1/4"	565	25"	635	274	124.3	<b>F1916-VSCS</b>
double-width cabinet, mop sink at left	22 1/4"	565	47 1/2"	1207	544	246.7	<b>F1916-VSCS-DL</b>
double-width cabinet, mop sink at right	22 1/4"	565	47 1/2"	1207	544	246.7	<b>F1916-VSCS-DR</b>

**EAGLE GROUP**  
 100 Industrial Boulevard, Clayton, DE 19938-8903 USA  
 Phone: 302-653-3000 • Fax: 302-653-2065  
 www.eaglegrp.com

Foodservice Division: Phone 800-441-8440  
 MHC/Retail Display Divisions: Phone 800-637-5100

Printed in U.S.A.  
 ©2018 by Eagle Group  
 Rev. 03/18

Spec sheets available for viewing, printing or downloading from our online literature library at [www.eaglegrp.com](http://www.eaglegrp.com)

Although every attempt has been made to ensure the accuracy of the information provided, we cannot be held responsible for typographical or printing errors. Information and specifications are subject to change without notice. Please confirm at time of order.