



Profit from the Eagle Advantage®


Specification Sheet

Short Form Specifications

Eagle Two-Compartment Sink, model _____, with 2"-wide "Euro-Style" edging on front and sides. Units constructed of heavy gauge type 304 stainless steel top and sink bowls. Sinks to be deep-drawn, seamless, and have all corners covered. Drainboards, when required, shall be "V" creased for positive drainage. 9½" high backsplash with 1" upturn and tile edge. Legs to be 1½" O.D. galvanized tubing with front-to-back crossbracing, and 1" high impact plastic adjustable bullet feet.



two-compartment sink with double drainboards



**FEATURING
2"-WIDE
EURO-STYLE
EDGING**

Options / Accessories

- Stainless steel legs
- Stainless steel bullet feet
- Lever drains
- Twist handle drains
- Twist drain brackets
- Faucets
- Sink covers
- Waste outlets
- Sink kits
- Overflow hole

EAGLE GROUP
100 Industrial Boulevard, Clayton, DE 19938-8903 USA
Phone: 302-653-3000 • Fax: 302-653-2065
www.eaglegrp.com

Foodservice Division: Phone 800-441-8440
MHC/Retail Display Divisions: Phone 800-637-5100

For custom configuration or fabrication needs, contact our **SpecFAB®** Division.
Phone: 302-653-3000 • Fax: 302-653-3091 • e-mail: specfab@eaglegrp.com

Spec sheets available for viewing, printing or downloading from our online literature library at www.eaglegrp.com

Eagle Foodservice Equipment, Eagle MHC, SpecFAB®, and Retail Display are divisions of Eagle Group. ©2012 by the Eagle Group

Item No.:	_____
Project No.:	_____
S.I.S. No.:	_____

314 Series Coved Corner Two-Compartment Sinks

MODELS:

- 314-16-2
- 314-16-2-18
- 314-16-2-18L
- 314-16-2-18R
- 314-16-2-24
- 314-16-2-24L
- 314-16-2-24R
- 314-18-2
- 314-18-2-18
- 314-18-2-18L
- 314-18-2-18R
- 314-18-2-24
- 314-18-2-24L
- 314-18-2-24R
- 314-22-2
- 314-22-2-18
- 314-22-2-18L
- 314-22-2-18R
- 314-22-2-24
- 314-22-2-24L
- 314-22-2-24R
- 314-24-2
- 314-24-2-18
- 314-24-2-18L
- 314-24-2-18R
- 314-24-2-24
- 314-24-2-24L
- 314-24-2-24R

Materials

- Sink bowls: Heavy gauge type 304 stainless steel.
- Top: Drainboards, backsplash and euro-style edging are heavy gauge type 304 stainless steel.
- Legs: 1½" (41mm)-diameter heavy-gauge galvanized tubing with plated 12-gauge gussets and high-impact corrosion resistant fully adjustable bullet feet - crossbracing is 1" (25mm)-diameter heavy-gauge galvanized tubing.

Design and Construction Features

- All bowls have deep-drawn one-piece seamless construction, using state-of-the-art hydraulic presses.
- Sink bowls have generous radius with minimum dimension of 3" (76mm) and are rectangular for maximum capacity.
- New 20" x 16" (508 x 406mm) bowl design, with enhanced polishing techniques.
- 13½" (343mm) water level is standard.
- Swirl-away drainage.
- Leg gusset assemblies welded adjacent to sink bowl for maximum weight support and stability.
- 9½" (248mm) standard backsplash includes 1" (25mm) upturn and tile edge for easy installation and feathering to wall/splash surface.
- "V" creased drainboards for positive drainage.

Mechanical:

- Water supply is ½" (13mm) IPS for hot and cold lines.
- Faucet holes are 1½" (29mm) punched on 8" (203mm) centers.
- Basket-type waste drain included fits sink bowls' 3½" (89mm) opening and features 1½" (38mm) outlet.

Certifications / Approvals



AUTOQUOTES



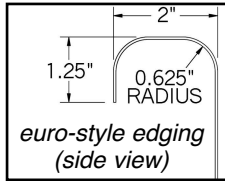
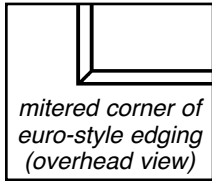
EG20.28 Rev. 10/12



Profit from the Eagle Advantage®

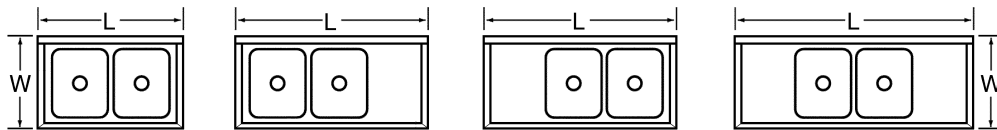
Item No.: _____
 Project No.: _____
 S.I.S. No.: _____

314 Series Coved Corner Two-Compartment Sinks



Overall widths			
bowl size		Dimension A	
in.	mm	in.	mm
20" x 16"	508 x 406	27½"	699
24" x 18"	610 x 457	31¼"	807
22" x 22"	559 x 559	29¾"	756
24" x 24"	610 x 610	31¼"	807

Drain location for rough-in			
bowl size		Dimension B	
in.	mm	in.	mm
20" x 16"	508 x 406	14"	357
24" x 18"	610 x 457	16"	406
22" x 22"	559 x 559	15"	381
24" x 24"	610 x 610	16"	406



model #	BOWL DIMENSIONS				DRAINBOARD quantity	DRAINBOARD length		OVERALL DIMENSIONS				weight lbs. kg	
	width in.	width mm	length in.	length mm		in.	mm	width in.	width mm	length in.	length mm		
314-16-2	20"	508	16"	406	0	-	27½"	699	41"	1041	64	29.0	
314-16-2-18R or L	20"	508	16"	406	1	18"	457	27½"	699	56⅝"	1438	83	37.6
314-16-2-18	20"	508	16"	406	2	18"	457	27½"	699	72¼"	1848	102	46.3
314-16-2-24R or L	20"	508	16"	406	1	24"	610	27½"	699	62⅝"	1591	89	40.4
314-16-2-24	20"	508	16"	406	2	24"	610	27½"	699	84¼"	2140	114	51.7
314-18-2	24"	610	18"	457	0	-	31¼"	807	45½"	1156	75	33.8	
314-18-2-18R or L	24"	610	18"	457	1	18"	457	31¼"	807	60¾"	1543	94	42.6
314-18-2-18	24"	610	18"	457	2	18"	457	31¼"	807	76"	1930	113	51.3
314-18-2-24R or L	24"	610	18"	457	1	24"	610	31¼"	807	66¾"	1696	100	45.4
314-18-2-24	24"	610	18"	457	2	24"	610	31¼"	807	88"	2235	125	56.7
314-22-2	22"	559	22"	559	0	-	29¾"	756	53½"	1359	80	36.3	
314-22-2-18R or L	22"	559	22"	559	1	18"	457	29¾"	756	69"	1753	99	44.9
314-22-2-18	22"	559	22"	559	2	18"	457	29¾"	756	84½"	2146	118	53.5
314-22-2-24R or L	22"	559	22"	559	1	24"	610	29¾"	756	75"	1905	105	47.6
314-22-2-24	22"	559	22"	559	2	24"	610	29¾"	756	96½"	2451	130	59.0
314-24-2	24"	610	24"	610	0	-	31¼"	807	57½"	1461	90	40.8	
314-24-2-18R or L	24"	610	24"	610	1	18"	457	31¼"	807	72¾"	1847	109	49.4
314-24-2-18	24"	610	24"	610	2	18"	457	31¼"	807	88"	2235	128	58.1
314-24-2-24R or L	24"	610	24"	610	1	24"	610	31¼"	807	78¾"	2000	115	52.2
314-24-2-24	24"	610	24"	610	2	24"	610	31¼"	807	100"	2540	140	63.5

EAGLE GROUP
 100 Industrial Boulevard, Clayton, DE 19938-8903 USA
 Phone: 302-653-3000 • Fax: 302-653-2065
 www.eaglegrp.com

Foodservice Division: Phone 800-441-8440
 MHC/Retail Display Divisions: Phone 800-637-5100

Printed in U.S.A.
 ©2012 by Eagle Group

Rev. 10/12

Spec sheets available for viewing, printing or downloading from our online literature library at www.eaglegrp.com

Although every attempt has been made to ensure the accuracy of the information provided, we cannot be held responsible for typographical or printing errors. Information and specifications are subject to change without notice. Please confirm at time of order.