




Profit from the Eagle Advantage®

Specification Sheet

Short Form Specifications

Eagle Portable Cool Trough® Water Tempering System, model PWTFT-1215. Unit constructed of 14/304 stainless steel all-welded construction. Built-in pitch towards a 4" drain with removable perforated basket. Integral mechanical temperature sensor maintains water temperature at the drain outlet of 140°F or less.



model #PWTFT-1215

Section 701.7 of the International Plumbing Code mandates that water entering a drainage system cannot exceed 140°F, which could cause problems with PVC pipes and other safety and environmental issues. The Cool Trough® is designed to activate the temperature sensor at 130°F and turn off the mixing valve at 120°F, thus using water only when required.

Many facilities which utilize equipment such as boilers, humidifiers, sterilizers, and commercial equipment typically produce drain water over 140°F. The water must be cooled, or "tempered," before entering drain lines. The operation of the Cool Trough® generates economic rewards by extending the life of the drainage system.

Also, because the valve is mechanically actuated, there is no need for electrical connection, which means there is no chance of an electrical component failure.

Hook a cold water line to the shutoff valve provided and protection for your drain lines is ensured.

EAGLE GROUP

100 Industrial Boulevard, Clayton, DE 19938-8903 USA

Phone: 302-653-3000 • Fax: 302-653-2065

www.eaglegrp.com • www.eaglegrp.com

Foodservice Division: Phone 800-441-8440

MHC Divisions: Phone 800-637-5100

For custom configuration or fabrication needs, contact our SpecFAB® Division.

Phone: 302-653-3000 • Fax: 302-653-2065 • e-mail: quotes@eaglegrp.com

Item No.: _____
Project No.: _____
S.I.S. No.: _____

Portable Cool Trough® Water Tempering System

MODELS:

PWTFT-1215

Design & Construction Features

- Built-in pitch towards drain ensures complete drainage.
- 4" (76mm)-diameter drain with removable basket style strainer.
- 3" (64mm)-diameter casters—two rigid, two swivel with brake.
- No electrical connection required.
- Shutoff valve provided accepts 3/4" hose bib connection*.
- 12 gauge base.

* Water supply and connections provided by licensed plumbing contractor.

Certifications / Approvals



AutoQuotes



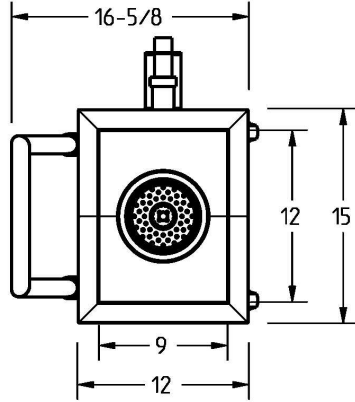
Spec sheets available for viewing, printing or downloading from our online literature library at www.eaglegrp.com

Eagle Foodservice Equipment, Eagle MHC, and SpecFAB® are divisions of Eagle Group. ©2020 by the Eagle Group

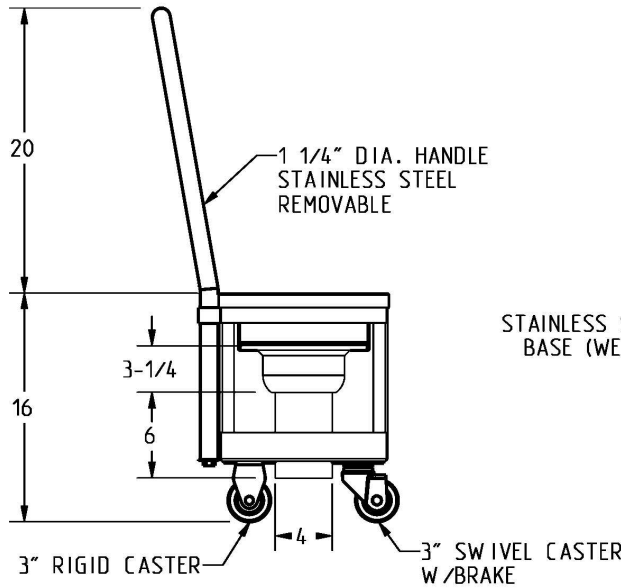
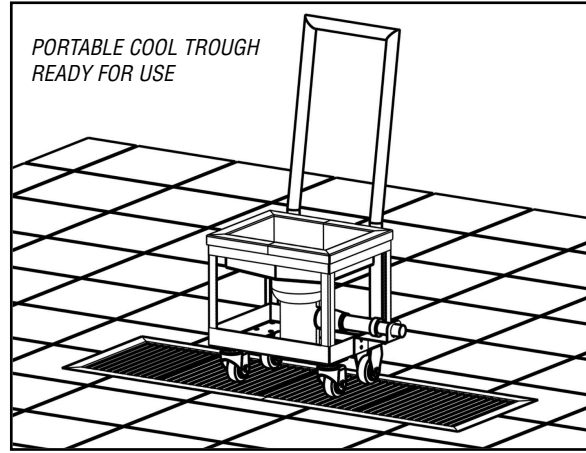


Profit from the Eagle Advantage®

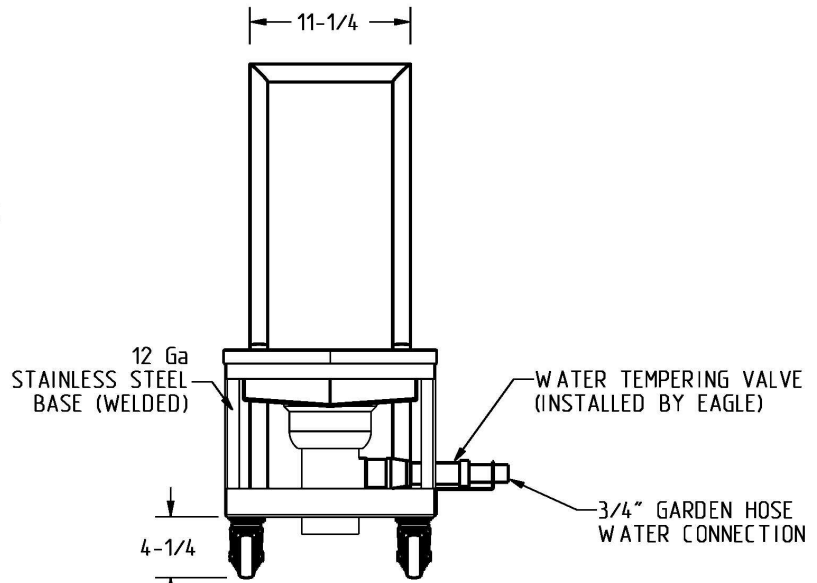
Portable Cool Trough® Water Tempering System



TOP VIEW



SIDE VIEW



FRONT VIEW

overall side-to-side		overall * front-to-back		overall height		model #
in.	mm	in.	mm	in.	mm	
15"	381	12"	305	36"	914	PWTFT-1215

* Includes base and handle.

EAGLE GROUP
 100 Industrial Boulevard, Clayton, DE 19938-8903 USA
 Phone: 302-653-3000 • Fax: 302-653-2065
 www.eaglegrp.com • www.eaglegrp.com

Foodservice Division: Phone 800-441-8440
 MHC Division: Phone 800-637-5100

Printed in U.S.A.
 ©2020 by Eagle Group

Rev. 02/20

Spec sheets available for viewing, printing or downloading from our online literature library at www.eaglegrp.com

Although every attempt has been made to ensure the accuracy of the information provided, we cannot be held responsible for typographical or printing errors. Information and specifications are subject to change without notice. Please confirm at time of order.