



Profit from the Eagle Advantage®

# Specification Sheet

## Short Form Specifications

Eagle Mobile Soak Sinks, model \_\_\_\_\_ constructed of 14/304 stainless steel with 2"-wide euro-style edge on all sides. 8"-deep stainless steel sink with lever drain. 1 1/2" O.D. 16/304 stainless steel tubular legs, stainless steel gussets, stainless steel crossbracing and four 5"-diameter casters (two with brakes).

Eagle Mobile Silverware Soak Sinks, model \_\_\_\_\_ constructed of 14/304 stainless steel with 2"-wide euro-style edge on all sides. 8"-deep stainless steel sink with lever drain, stainless steel perforated lift-out basket, and removable stainless steel silver chute. 1 1/2" O.D. stainless steel tubular legs, stainless steel gussets, stainless steel crossbracing and four 5"-diameter casters (two with brakes).



mobile soak sink

Item No.:	_____
Project No.:	_____
S.I.S. No.:	_____

## Mobile Soak Sinks

### MODELS:

- MSS2020
- MSS2424
- MSS2020SC
- MSS2424SC

### Design and Construction Features

- 14 gauge type 304 all-welded stainless steel construction.
- 2" (51mm) euro-style edge on all four sides.
- 8" (203mm)-deep sink with generous corner radius.
- Lever drain.
- Four 5" (127mm) casters - two with brakes.
- Stainless steel gussets, legs, and crossbrace.
- Removable stainless steel chute and perforated basket standard on silver soak sinks.

### EAGLE GROUP

100 Industrial Boulevard, Clayton, DE 19938-8903 USA  
 Phone: 302-653-3000 • 800-441-8440 • Fax: 302-653-2065  
[www.eaglegrp.com](http://www.eaglegrp.com)  
[www.eaglegrpnews.com](http://www.eaglegrpnews.com)  
[www.eaglemhc.com](http://www.eaglemhc.com)

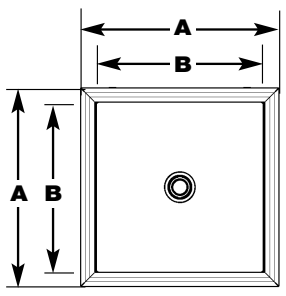
For custom configuration or fabrication needs, contact our **SpecFAB® Division**.  
 Phone: 302-653-3000 • Fax: 302-653-2065 • e-mail: [quotes@eaglegrp.com](mailto:quotes@eaglegrp.com)



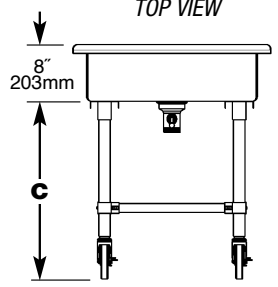


Item No.: \_\_\_\_\_  
 Project No.: \_\_\_\_\_  
 S.I.S. No.: \_\_\_\_\_

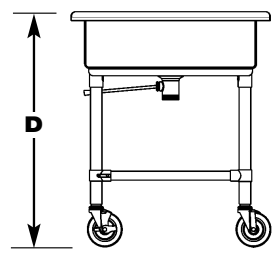
# Mobile Soak Sinks



TOP VIEW



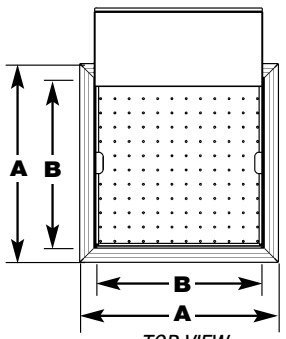
FRONT VIEW



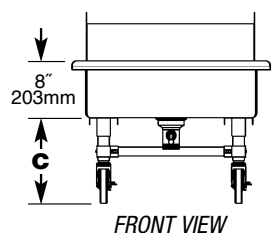
SIDE VIEW

## 33" (838mm)-High Mobile Soak Sinks

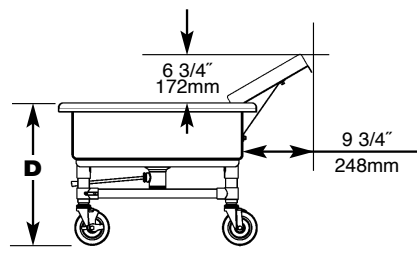
model #	dimensions								weight	
	A		B		C		D		lbs.	kg
MSS2020	24"	610	20"	508	25"	635	33"	838	80	36.3
MSS2424	28"	711	24"	610	25"	635	33"	838	90	40.8



TOP VIEW



FRONT VIEW



SIDE VIEW

## 20" (508mm)-High Mobile Silverware Soak Sinks with Removable Chute and Silverware Basket

model #	dimensions								weight	
	A		B		C		D		lbs.	kg
MSS2020SC	24"	610	20"	508	12"	305	20"	508	80	36.3
MSS2424SC	28"	711	24"	610	12"	305	20"	508	90	40.8

**EAGLE GROUP**  
 100 Industrial Boulevard, Clayton, DE 19938-8903 USA  
 Phone: 302-653-3000 or 800-441-8440 • Fax: 302-653-2065  
 www.eaglegrp.com • www.eaglegrpnews.com • www.eaglehmc.com

Printed in U.S.A.  
 ©2022 by Eagle Group  
 Rev. 11/22

Spec sheets available for viewing, printing or downloading from our online literature library at our websites

Although every attempt has been made to ensure the accuracy of the information provided, we cannot be held responsible for typographical or printing errors. Information and specifications are subject to change without notice. Please confirm at time of order.